



















Skills Builder Curriculum Map Primary



Lesson	Skills Developed
<p>Assembly The life of Reginald Mitchell, the story of the Spitfire and Stoke on Trent's role in its story.</p>	
<p>History Marvellous Mitchell The life and times of Reginald Mitchell and his relationship to Stoke-on-Trent.</p>	
<p>History Hidden History The roles of others in the development, maintenance and activities of the Spitfire including those from across the commonwealth, Europe and beyond, and importantly the roles of women, especially in the ATA.</p>	<p>If you choose to make the medals your students will also be displaying:</p>
<p>Science Forces Wonderful Wings The 4 forces for flight, including an activity where students create their own model plane and experiment with wing design.</p>	
<p>Science Electricity Morse's Messages Morse code and the Spitfire – the role it played in communications. Students create their own Morse Code messages using sound and light.</p>	



<p>Art & Design Clever Camouflage</p> <p>Students explore how Spitfires were camouflaged for different arenas of war, different times of day, and where they were on the ground.</p>	  
<p>Art & Design Clever Camouflage</p> <p>Students create their own camouflage swatches and photograph them against various backgrounds.</p>	     
<p>STEM Project Design and Technology</p> <p>'What did Reginald Mitchell mean to Stoke-on-Trent?'</p>	      

Icons shared by Skills Builder Partnership UK under the Creative Commons License. [Handbook for educators](#)

Please note Skills Builder Partnership do not endorse Operation Spitfire 4 Schools.